




Place	Bib	Time	name	Sx	Age	factor 10	AGA time	AGA Place
1	873	1:54:16	TRENT HARLOW	m	38	0.9832	1:52:21	1
2	400	1:57:30	JEREMY COX	M	39	0.9756	1:54:38	2
3	919	2:00:50	MICK DONGES	M	28	1.0000	2:00:50	5
4	664	2:03:39	STUART DOYLE	M	45	0.9289	1:54:52	3
5	845	2:11:32	SATOSHI ASHIDA	M	36	0.9943	2:10:47	19
6	706	2:12:50	TODD HAYWARD	M	36	0.9943	2:12:05	25
7	681	2:13:48	DAMIAN SMITH	M	41	0.9600	2:08:27	15
8	950	2:14:36	JOHN WIECZOREK	M	48	0.9055	2:01:53	6
9	862	2:15:43	DAVID HERTZBERG	M	34	0.9995	2:15:39	30
10	853	2:18:28	ALISTAIR MCCLUSKY	M	42	0.9522	2:11:51	24
11	804	2:19:06	KATE COBURN	F	34	0.9010	2:05:19	9
12	934	2:19:54	NIGEL PEACOCK	M	39	0.9756	2:16:29	33
13	925	2:20:00	JOHN MCKENZIE	M	40	0.9678	2:15:30	29
14	663	2:20:07	LOUISE SHARP	F	29	0.9092	2:07:24	11
15	859	2:20:19	SEAN MULLER	M	32	1.0000	2:20:19	37
16	674	2:20:49	SAMUEL TICKLE	M	17	0.9289	2:10:48	20
17	650	2:20:49	STUART GREY	M	17	0.9289	2:10:48	21
18	916	2:21:13	KATE CHIPPERFIELD	F	26	0.9092	2:08:24	14
19	649	2:21:21	JEFF GREY	M	48	0.9055	2:08:00	13
20	936	2:22:00	RICHARD WHITE	M	28	1.0000	2:22:00	38
21	937	2:22:51	PAUL CUTHBERT	M	39	0.9756	2:19:22	36
22	888	2:23:01	PHIL CORLIS	M	28	1.0000	2:23:01	43
23	839	2:24:44	JANE GORDON	F	33	0.9040	2:10:50	22
24	678	2:26:47	IAN CAMERON	M	57	0.8354	2:02:37	7
25	882	2:26:59	SIMON FORSTERLING	M	33	1.0000	2:26:59	48
26	928	2:27:03	IAN WRIGHT	M	57	0.8354	2:02:51	8
27	831	2:27:08	CHARLOTTE BURGOYNE	F	36	0.8931	2:11:24	23
28	691	2:27:49	STEVE NOLAN	M	44	0.9366	2:18:27	35
29	943	2:27:53	ANDREW BLYTON	M	32	1.0000	2:27:53	50
30	949	2:28:26	PETER YOUNG	M	38	0.9832	2:25:56	46
31	869	2:29:00	NATHAN IRVINE	M	30	1.0000	2:29:00	52
32	855	2:29:28	DARYL READ	M	37	0.9895	2:27:54	51

33	798	2:29:41	MOHAMMED ALKHUB	M	53	0.8666	2:09:43	18
34	881	2:29:46	FIONA FORSTERLING	F	30	0.9089	2:16:07	31
35	884	2:29:46	SARAH FORSTERLING	F	29	0.9092	2:16:10	32
36	679	2:30:08	BRETT SCHUMACHER	M	38	0.9832	2:27:37	49
37	651	2:30:51	ANNALORE VANDIERENDONCK	F	28	0.9092	2:17:09	34
38	947	2:31:02	JOSH COOPER	M	29	1.0000	2:31:02	55
39	797	2:31:42	SCOTT GLEDHILL	M	44	0.9366	2:22:05	39
40	844	2:32:03	STEWART LEE	M	38	0.9832	2:29:30	54
41	927	2:32:41	SARAH RICHARDSON	F	44	0.8348	2:07:27	12
42	917	2:33:13	LUKE DOYLE	M	31	1.0000	2:33:13	60
43	850	2:33:18	PETER LISLE	M	34	0.9995	2:33:13	61
44	860	2:34:05	CARL TAPPIN	M	35	0.9976	2:33:43	62
45	680	2:34:41	TREVOR JACOBS	M	60	0.8120	2:05:36	10
46	913	2:36:38	ADAM CRADICK	M	38	0.9832	2:34:00	63
47	930	2:37:55	GILES LAMB	M	38	0.9832	2:35:16	68
48	646	2:38:13	DREW BAKER	M	37	0.9895	2:36:33	70
49	924	2:39:21	STEPHEN GRAHAM	M	48	0.9055	2:24:17	44
50	952	2:39:24	DAVE JENKINS	M	37	0.9895	2:37:44	71
51	847	2:39:35	CATHY CROMPTON	F	54	0.7357	1:57:24	4
52	953	2:40:31	GERARD LIND	M	26	1.0000	2:40:31	76
53	890	2:40:36	BRIAN CLOSE	M	57	0.8354	2:14:10	27
54	827	2:41:45	KENNETH HARGREAVES	M	43	0.9444	2:32:45	59
55	872	2:42:26	MAYBRITT PRAHL	F	48	0.7951	2:09:09	17
56	852	2:42:42	PETER FOGARTY	M	58	0.8276	2:14:39	28
57	856	2:43:31	TIM CRAIG	M	49	0.8977	2:26:47	47
58	673	2:43:45	SHANE MCGREGOR	M	45	0.9289	2:32:06	57
59	655	2:45:02	RON SCHWEBEL	M	60	0.8120	2:14:00	26
60	933	2:46:18	KERI VAUGHAN	F	50	0.7753	2:08:56	16
61	951	2:46:25	JOE ANDREWS	M	38	0.9832	2:43:37	81
62	837	2:46:28	COLLEEN NISBET	F	39	0.8761	2:25:51	45
63	832	2:47:20	KAREN DZIALDOWSKI	F	27	0.9092	2:32:09	58
64	923	2:47:41	CRAIG THOM	M	55	0.8510	2:22:42	42
65	828	2:48:32	IAN DAWSON	M	41	0.9600	2:41:48	78

66	898	2:48:40	JUSTIN HOGAN-DORAN	M	40	0.9678	2:43:14	80
67	954	2:49:32	PATRICK WHYTE	M	46	0.9211	2:36:09	69
68	897	2:50:21	JENNIFER HENDERSON	F	39	0.8761	2:29:15	53
69	935	2:51:01	ANNE MAREE SOLOMON	F	31	0.9079	2:35:16	67
70	911	2:54:24	TENNILLE HUI	F	28	0.9092	2:38:34	73
71	677	2:55:14	DEB LIVERMORE	F	38	0.8824	2:34:38	64
72	687	2:55:43	PETER THOMSON	M	51	0.8821	2:35:00	66
73	946	2:55:44	MATT RYAN	M	39	0.9756	2:51:27	92
74	861	2:56:31	NEIL PROSSER	M	49	0.8977	2:38:28	72
75	945	2:56:32	ARIANE MCCORMACK	F	39	0.8761	2:34:40	65
76	944	2:56:32	MATT MCCORMACK	M	40	0.9678	2:50:51	90
77	875	2:56:38	EMMA TRASK	F	31	0.9079	2:40:22	75
78	833	2:57:14	JONATHAN ADAMS	M	49	0.8977	2:39:06	74
79	870	2:57:19	WILI ZHU	m	48	0.9055	2:40:34	77
80	874	3:00:20	NGAIRE VAN DER JAGT	F	31	0.9079	2:43:43	82
81	942	3:01:35	JIM TAYLOR	M	39	0.9756	2:57:09	96
82	647	3:03:40	ALISON SENTI	F	37	0.8880	2:43:06	79
83	854	3:03:40	JOHN MCGOVERN	M	48	0.9055	2:46:19	86
84	909	3:04:47	MING LEUNG	M	44	0.9366	2:53:04	93
85	879	3:05:48	ALEXANDER BADGERY	M	34	0.9995	3:05:42	101
86	910	3:08:06	MICHAEL CORLIS	M	52	0.8743	2:44:27	84
87	903	3:08:07	MARGARET EVERETT	F	39	0.8761	2:44:49	85
88	688	3:08:53	PETER FOSTER	M	51	0.8821	2:46:37	87
89	932	3:09:09	GREG HOLLIS	M	53	0.8666	2:43:55	83
90	880	3:09:12	MATTHEW CASTLE	M	45	0.9289	2:55:45	95
91	704	3:09:21	EMMA GAUDRY	F	35	0.8973	2:49:54	88
92	948	3:10:21	LAURA MARSHALL	F	35	0.8973	2:50:48	89
93	929	3:11:35	SHANE WRIGHT	M	41	0.9600	3:03:55	99
94	849	3:11:50	ROBIN LISLE	M	69	0.7419	2:22:19	41
95	701	3:14:08	RENATO RAMSAY	M	64	0.7809	2:31:36	56
96	899	3:15:55	GORDON WADDINGTON	M	52	0.8743	2:51:17	91
97	868	3:15:56	STEVE O'HEARN	M	50	0.8899	2:54:22	94
98	887	3:16:59	PAUL GRIFFITHS	M	38	0.9832	3:13:40	104

99	871	3:19:00	GEMMA RUDDICK	F	28	0.9092	3:00:56	97
100	920	3:20:21	JON LIM	M	37	0.9895	3:18:15	107
101	658	3:21:31	JOHN WIECZOREK	M	48	0.9055	3:02:28	98
102	840	3:24:05	IAN WILSON	M	48	0.9055	3:04:48	100
103	675	3:24:05	JONATHON MCGRATH	M	32	1.0000	3:24:05	111
104	931	3:24:09	YOGESH MULYE	M	39	0.9756	3:19:10	108
105	857	3:29:46	LENA RIDLEY	F	37	0.8880	3:06:17	102
106	863	3:31:04	MATTHEW JOHNSTON	M	36	0.9943	3:29:52	115
107	912	3:35:11	DAVID RILEY	M	45	0.9289	3:19:53	110
108	843	3:38:42	KIRRA RANKIN	F	32	0.9062	3:18:12	106
109	835	3:38:42	MEG WICKS	F	37	0.8880	3:14:13	105
110	682	3:40:01	MARY ANN BUSTEED	F	63	0.6465	2:22:14	40
111	670	3:42:09	TERESA WOOD	F	40	0.8692	3:13:06	103
112	661	3:48:27	MARK JENSEN	M	48	0.9055	3:26:52	112
113	939	3:56:02	TEGAN PIGRAM	F	12	0.8444	3:19:18	109
114	918	3:57:32	MARK KETHOR	M	51	0.8821	3:29:32	114
115	940	4:02:22	JAMIE WUNUNGMURRA	M	12	0.8588	3:28:09	113
116	941	4:10:02	KASEY YOUNGBLUTT	F	12	0.8444	3:31:08	116
117	938	4:10:06	TIM WROE	M	27	1.0000	4:10:06	117
118	955	4:37:16	MATHEW WANT	M	36	0.9943	4:35:41	118





|